

BYPASS LAYOUT GUIDE

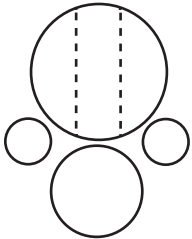
STANDARD & CUSTOM CONFIGURATION



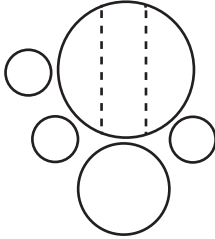
2.0 | 2.5 | 3.0 SHOCKS

3.5 | 4.0 | 4.4 SHOCKS

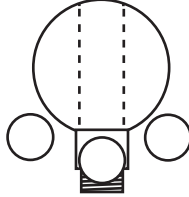
2 TUBE
PIGGYBACK



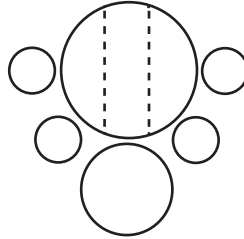
3 TUBE
PIGGYBACK



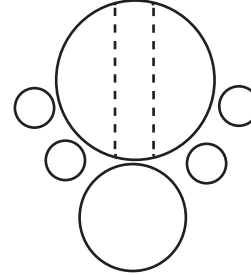
3 TUBE
REMOTE



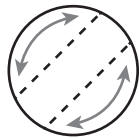
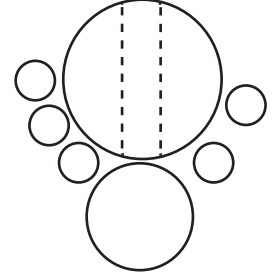
4 TUBE
PIGGYBACK



4 TUBE
PIGGYBACK

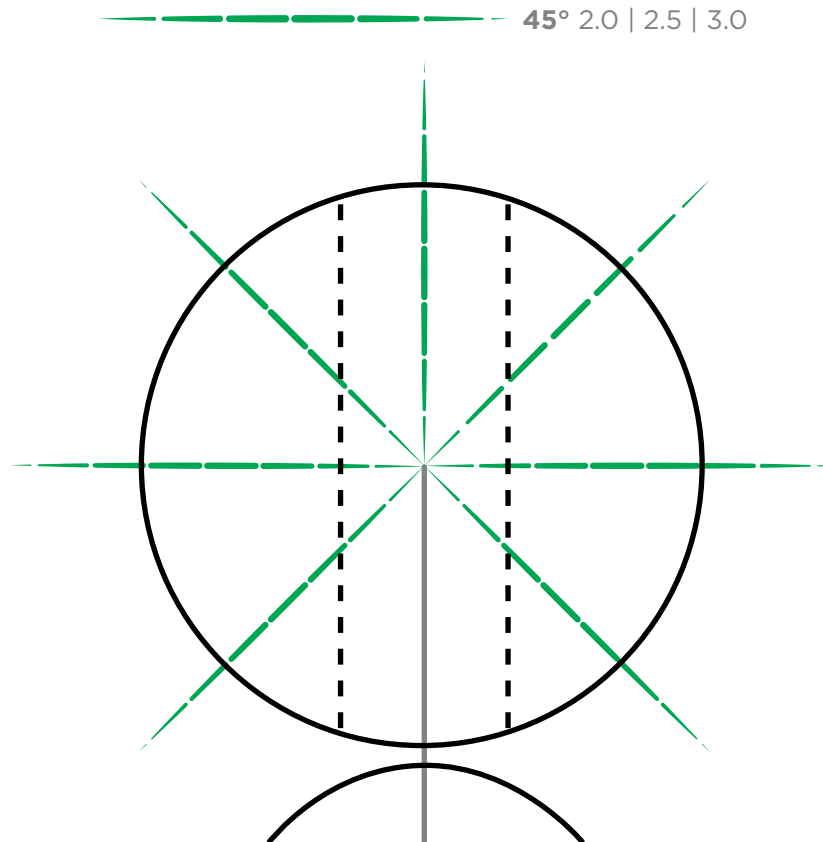


5 TUBE
PIGGYBACK



ROTATING BODY CAP (RBC) DESIGN FEATURE ALLOWS FOR BODY ORIENTATION ADJUSTMENTS

CUSTOM CONFIGURATION



BYPASS LAYOUT GUIDE

CUSTOM CONFIGURATION

