

4

3

2

1

D

D

C

C

B

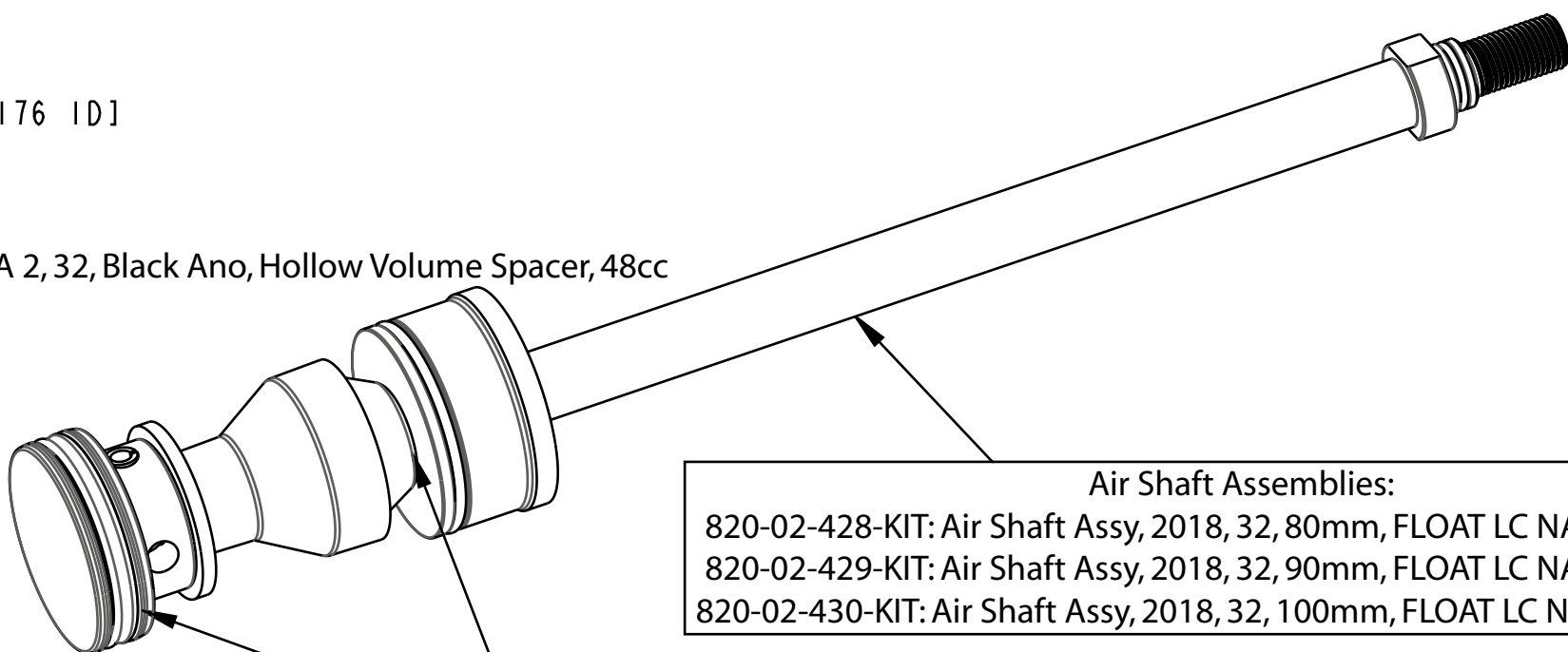
B

A

A

029-03-008  
O-Ring (-008) [ .070 C.S. X .176 ID]

820-05-432-KIT  
Topcap Assy, FLOAT LC NA 2, 32, Black Ano, Hollow Volume Spacer, 48cc



**Air Shaft Assemblies:**  
 820-02-428-KIT: Air Shaft Assy, 2018, 32, 80mm, FLOAT LC NA 2, 1.117 Bore  
 820-02-429-KIT: Air Shaft Assy, 2018, 32, 90mm, FLOAT LC NA 2, 1.117 Bore  
 820-02-430-KIT: Air Shaft Assy, 2018, 32, 100mm, FLOAT LC NA 2, 1.117 Bore

APPLY GREASE AROUND PISTON, ON AIR SHAFT,  
 BETWEEN BUMPER AND NEG PLATE, AND A THIN LAYER ON ENTIRE  
 LENGTH OF PISTON BORE OF UPPER TUBE ID.

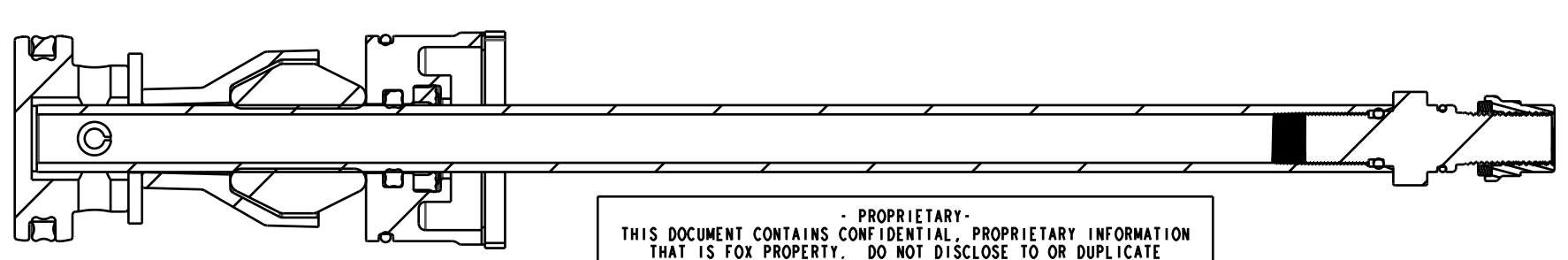
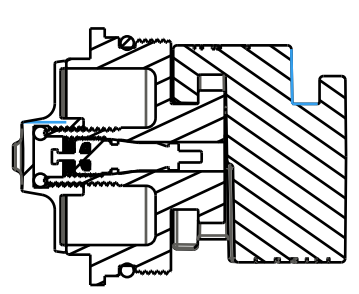
GREASE:  
 THIN LAYER  
 OF SLICK HONEY

234-04-881  
Air Cap, FLOAT NA 2, 32 & 34, Blue Ano

234-04-811  
Volume Spacer, FLOAT NA 2, 32  
 TORQUE:  
 220±5 IN.LB.  
 (INTO FORK CHASSIS)

241-00-005  
Fastener, Custom: Nut, Bottom, R\_RL\_RLC  
 241-01-002  
Fastener, Custom: Crush Washer, Plastic, R\_RL\_RLC

038-00-091  
Retaining Ring: Internal, Smalley EH-29-S02, 302 SS  
 TORQUE:  
 50±5 IN.LB.  
 (INTO FORK CHASSIS)  
 IMPORTANT:  
 INSPECT 100% THAT RETAINING RING  
 IS FULLY INSTALLED INTO GROOVE FULL 360°



PROPRIETARY  
 THIS DOCUMENT CONTAINS CONFIDENTIAL, PROPRIETARY INFORMATION  
 THAT IS FOX PROPERTY. DO NOT DISCLOSE TO OR DUPLICATE  
 FOR OTHERS EXCEPT AS AUTHORIZED BY FOX.

**FOX Factory, Inc.** Ph 831-768-1100  
 130 Hangar Way, Watsonville, CA 95076 USA Fax 831-768-9312

TITLE  
**2018 32mm 29in 80-100 FLOAT NA2**  
**1.117 Bore Air Spring Assemblies**

SIZE DWG. NO.  
**C**

PLOT SCALE | .00 : 1 | SHEET | OF |

4

3

2

1

ProE ASSEM