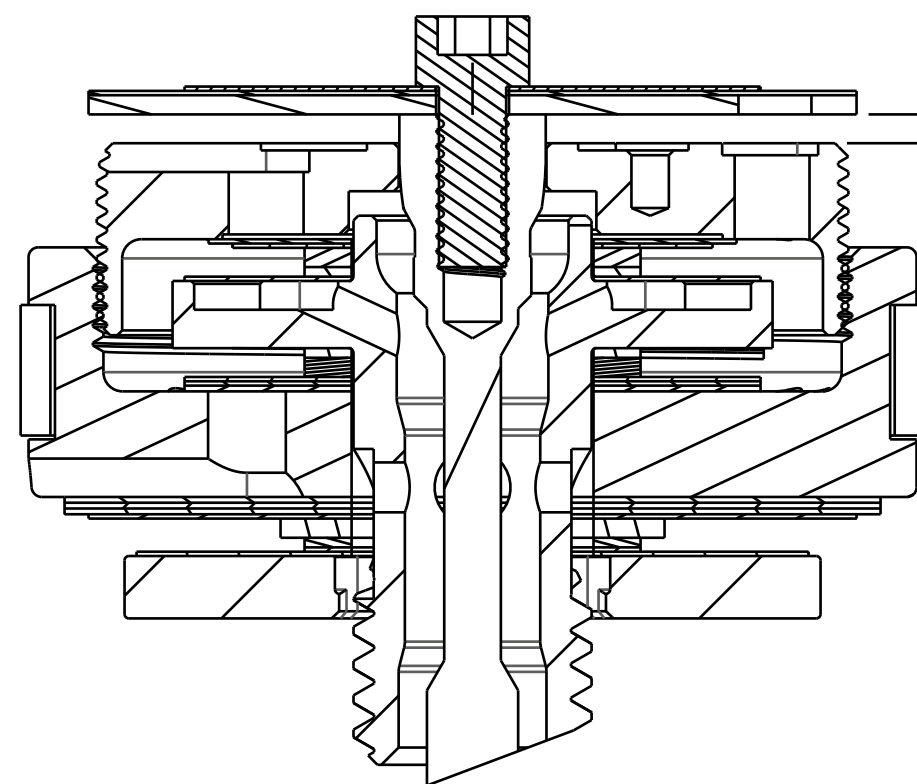


4

3

2

1


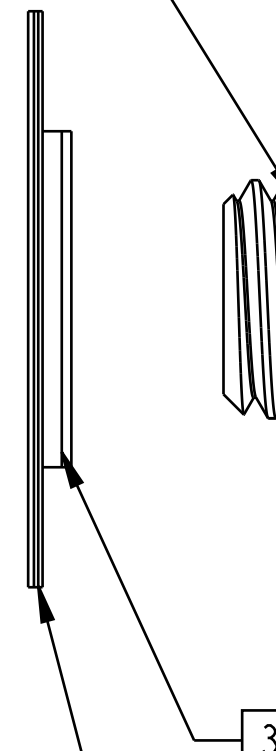
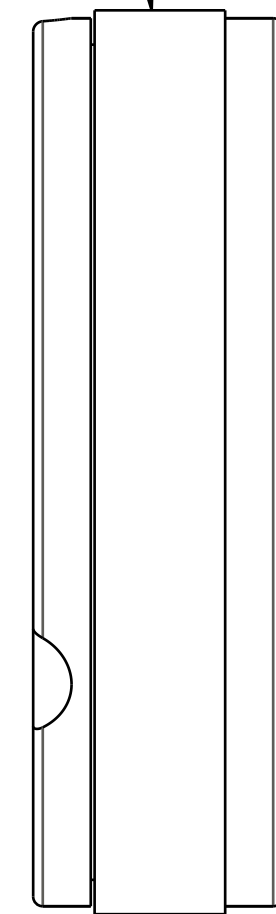
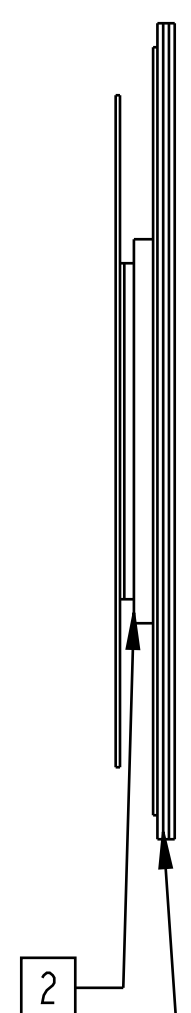



805-02-220-KIT  
Piston Assembly: Float DPS, Zero Dish [Ø 0.940 Bore] w/ Glyde Ring

TORQUE:  
60+/-5 IN-LB  
CUSTOM SOCKET 398-00-637

210-10-120  
Piston Bolt: Float DPS w/ Check 2mm Cross Holes [1/4-28 X 5/8 Hex]

222-01-316  
Piston: Lockout, Float DPS V3 [.200 TLG, M20 X 0\_.5] 416SS



210-10-098  
FLOAT MY2013 Check Piston [.700 OD X .252 ID X .065 TH] Round CNC, SS

805-05-105-KIT  
Valve Stack Assy: 2018 Float DPS, Linear Compression Light, LCL

805-05-304-KIT  
Valve Stack Assy: 2018 Float DPS, Linear Rebound Medium, LRM

805-05-201-KIT  
Valve Stack Assy: 2018 Float DPS, Lockout Firm, CMF

TORQUE:  
22+/-2 IN-LB  
CUSTOM SOCKET 398-00-638

- NOTES: (UNLESS OTHERWISE SPECIFIED)
- SHOCK SHOULD HAVE 12-15 REBOUND CLICKS
  - SPACERS MAY BE ADDED OR REMOVED TO ADJUST NUMBER OF REBOUND CLICKS.
  - SPACERS MAY BE ADDED OR REMOVED TO ADJUST NUMBER OF REBOUND CLICKS.
  - SPACERS MAY BE ADDED OR REMOVED TO ADJUST LOCKOUT PLATE LIFT.
  - REFER TO INDIVIDUAL COMPRESSION, REBOUND, OR LOCKOUT VALVE STACK ASSEMBLY DRAWING FOR SPACER DETAILS AND TOTAL STACK HEIGHT MEASUREMENT.
  - USE .030-.047 LIFT SPEC FROM CLOSED TO OPEN FOR REMOTES WITH 210-30-090 OR 210-30-115 CAMS (TREK)

PROPRIETARY -  
THIS DOCUMENT CONTAINS CONFIDENTIAL, PROPRIETARY INFORMATION  
THAT IS FOX PROPERTY. DO NOT DISCLOSE TO OR DUPLICATE  
FOR OTHERS EXCEPT AS AUTHORIZED BY FOX.

		<b>FOX Factory, Inc.</b> 130 Hangar Way, Watsonville, CA 95076 USA Ph 831-768-1100 Fax 831-768-9312
TITLE <b>Valving Assy: 2018 Float DPS, R/C, LCL, LRM, CMF [.940 Bore]</b>		SHEET 1 OF 1 ProE ASSEM
SIZE <b>C</b>	DWG. NO. <b>807-06-227-KIT</b>	
PLOT SCALE 2.00:1		

4

3

2

1

ProE ASSEM