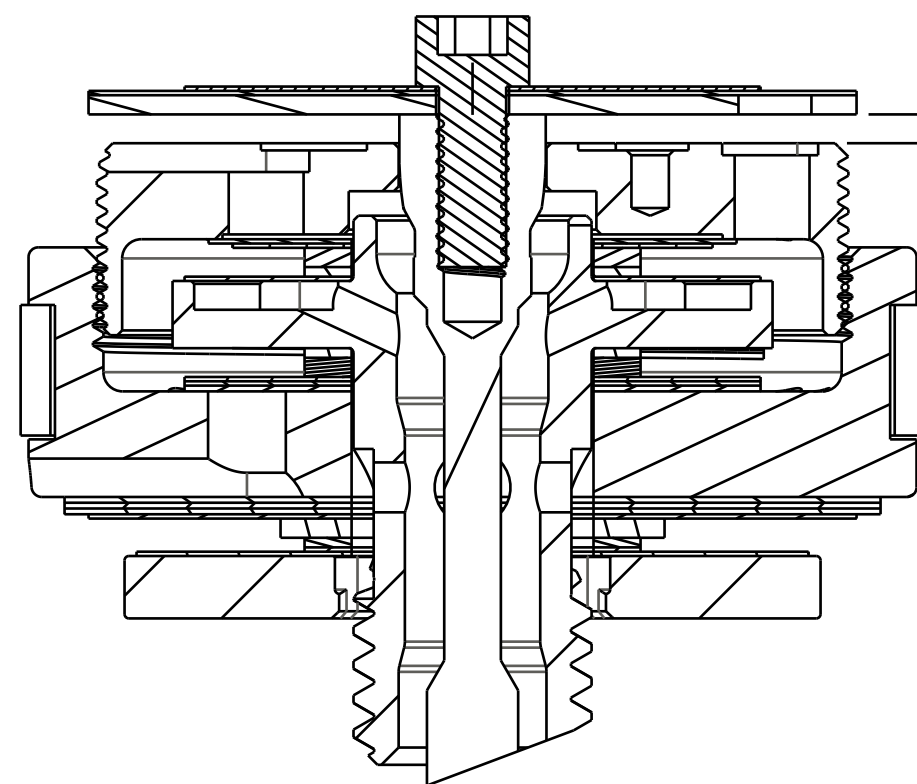


4

3

2

1



.030-.047
[0,77-1,19]
PLATE LIFT FROM CLOSED TO MIDDLE POSITION, ALL NON REMOTES + IRD [6]


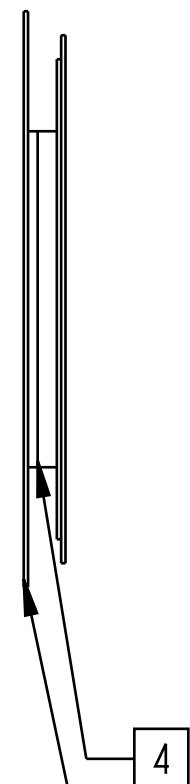
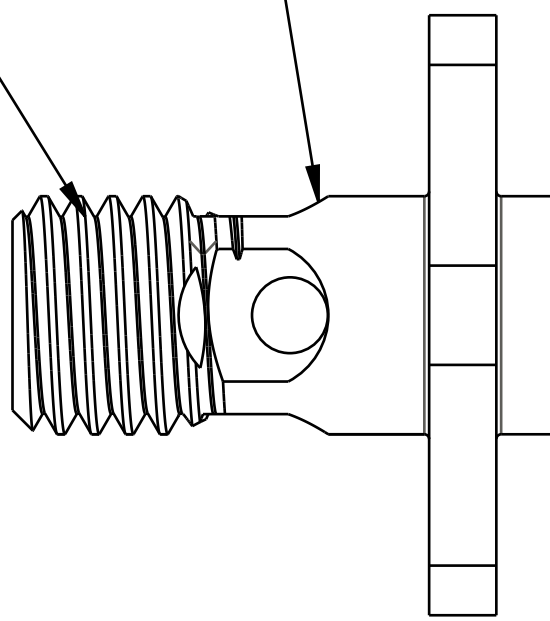
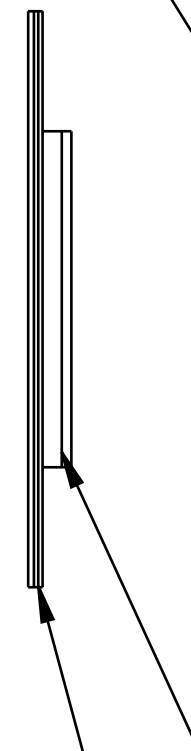
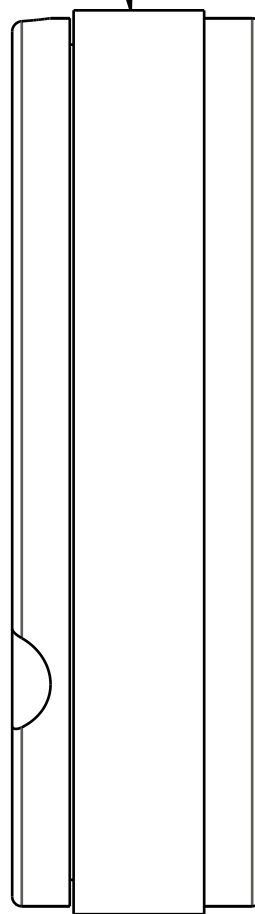
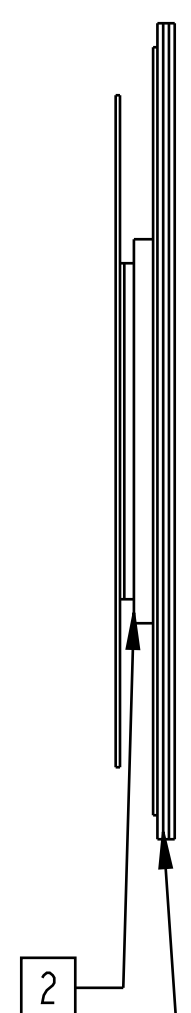

.072-.090
[1,83-2,29]
PLATE LIFT FROM CLOSED TO OPEN POSITION, ALL CABLE REMOTES EXCEPT NOTE [6]

805-02-220-KIT
Piston Assembly: Float DPS, Zero Dish [Ø 0.940 Bore] w/ Glyde Ring

TORQUE:
60+/-5 IN-LB
CUSTOM SOCKET 398-00-637

210-10-120
Piston Bolt: Float DPS w/ Check 2mm Cross Holes [1/4-28 X 5/8 Hex]

222-01-297
Piston: Lockout, Float DPS V2 [.200 TLG, M20 X 0.5] 416SS



210-10-098
FLOAT MY2013 Check Piston [.700 OD X .252 ID X .065 TH] Round CNC, SS

805-05-105-KIT
Valve Stack Assy: 2018 Float DPS, Linear Compression Light, LCL

805-05-303-KIT
Valve Stack Assy: 2018 Float DPS, Linear Rebound Light, LRL

805-05-200-KIT
Valve Stack Assy: 2018 Float DPS, Lockout Light, CML

TORQUE:
22+/-2 IN-LB
CUSTOM SOCKET 398-00-638

- NOTES: (UNLESS OTHERWISE SPECIFIED)
- SHOCK SHOULD HAVE 12-15 REBOUND CLICKS
 - SPACERS MAY BE ADDED OR REMOVED TO ADJUST NUMBER OF REBOUND CLICKS.
 - SPACERS MAY BE ADDED OR REMOVED TO ADJUST NUMBER OF REBOUND CLICKS.
 - SPACERS MAY BE ADDED OR REMOVED TO ADJUST LOCKOUT PLATE LIFT.
 - REFER TO INDIVIDUAL COMPRESSION, REBOUND, OR LOCKOUT VALVE STACK ASSEMBLY DRAWING FOR SPACER DETAILS AND TOTAL STACK HEIGHT MEASUREMENT.
 - USE .030-.047 LIFT SPEC FROM CLOSED TO OPEN FOR REMOTES WITH 210-30-090 OR 210-30-115 CAMS (TREK)

PROPRIETARY -
THIS DOCUMENT CONTAINS CONFIDENTIAL, PROPRIETARY INFORMATION
THAT IS FOX PROPERTY. DO NOT DISCLOSE TO OR DUPLICATE
FOR OTHERS EXCEPT AS AUTHORIZED BY FOX.

FOX Factory, Inc. <small>130 Hangar Way, Watsonville, CA 95076 USA</small>		<small>Ph 831-768-1100 Fax 831-768-9312</small>
TITLE Valving Assy: 2018 Float DPS, N/R, LCL, LRL, CML [.940 Bore]		
SIZE C	DWG. NO. 807-06-298-KIT	
PLOT SCALE 2.00:1	SHEET 1 OF 1	

4

3

2

ProE ASSEM