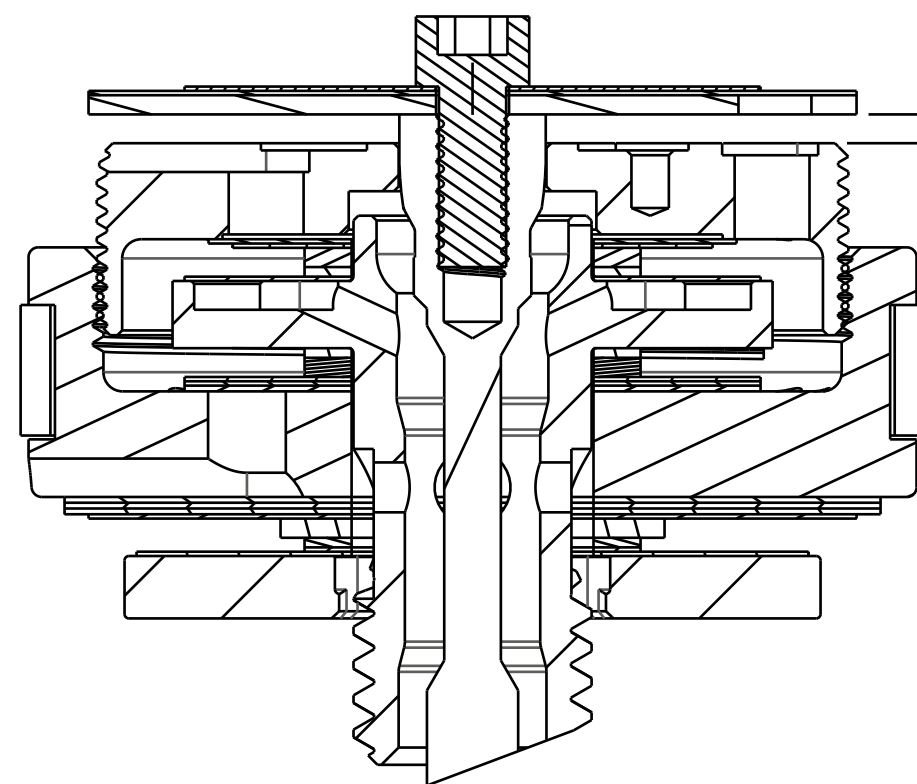


4

3

2

1


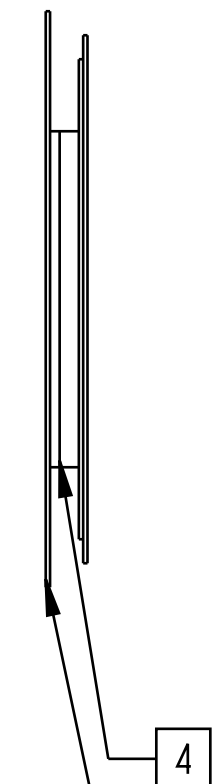
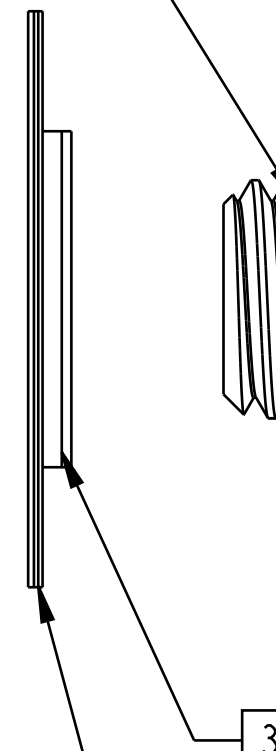
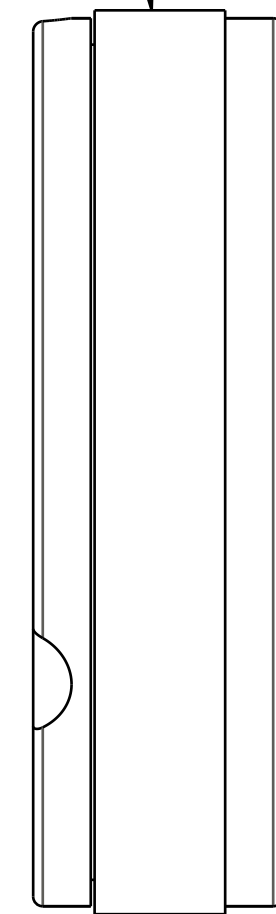
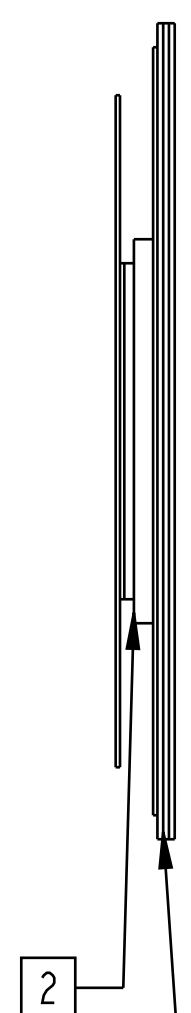



805-02-220-KIT
Piston Assembly: Float DPS, Zero Dish [Ø 0.940 Bore] w/ Glyde Ring

TORQUE:
60+/-5 IN-LB
CUSTOM SOCKET 398-00-637

210-10-120
Piston Bolt: Float DPS w/ Check 2mm Cross Holes [1/4-28 X 5/8 Hex]

222-01-316
Piston: Lockout, Float DPS V3 [.200 TLG, M20 X 0_.5] 416SS



[2]

[3]

[4]

210-10-098
FLOAT MY2013 Check Piston [.700 OD X .252 ID X .065 TH] Round CNC, SS

805-05-108-KIT
Valve Stack Assy: 2018 Float DPS, Linear Compression, LCL01

805-05-304-KIT
Valve Stack Assy: 2018 Float DPS, Linear Rebound Medium, LRM

805-05-201-KIT
Valve Stack Assy: 2018 Float DPS, Lockout Firm, CMF

TORQUE:
22+/-2 IN-LB
CUSTOM SOCKET 398-00-638

- NOTES: (UNLESS OTHERWISE SPECIFIED)
- SHOCK SHOULD HAVE 12-15 REBOUND CLICKS
 - SPACERS MAY BE ADDED OR REMOVED TO ADJUST NUMBER OF REBOUND CLICKS.
 - SPACERS MAY BE ADDED OR REMOVED TO ADJUST NUMBER OF REBOUND CLICKS.
 - SPACERS MAY BE ADDED OR REMOVED TO ADJUST LOCKOUT PLATE LIFT.
 - REFER TO INDIVIDUAL COMPRESSION, REBOUND, OR LOCKOUT VALVE STACK ASSEMBLY DRAWING FOR SPACER DETAILS AND TOTAL STACK HEIGHT MEASUREMENT.
 - USE .030-.047 LIFT SPEC FROM CLOSED TO OPEN FOR REMOTES WITH 210-30-090 OR 210-30-115 CAMS (TREK)

PROPRIETARY -
THIS DOCUMENT CONTAINS CONFIDENTIAL, PROPRIETARY INFORMATION
THAT IS FOX PROPERTY. DO NOT DISCLOSE TO OR DUPLICATE
FOR OTHERS EXCEPT AS AUTHORIZED BY FOX.

		FOX Factory, Inc.	Ph 831-768-1100 Fax 831-768-9312
TITLE		130 Hangar Way, Watsonville, CA 95076 USA	
		Valving Assy: 2018 Float DPS, R/C, LCL01, LRM, CMF [.940 Bore]	
SIZE	DWG. NO.	807-06-302-KIT	
C			
PLOT SCALE 2.00:1		SHEET 1 OF 1	

4

3

2

1

ProE ASSEM