

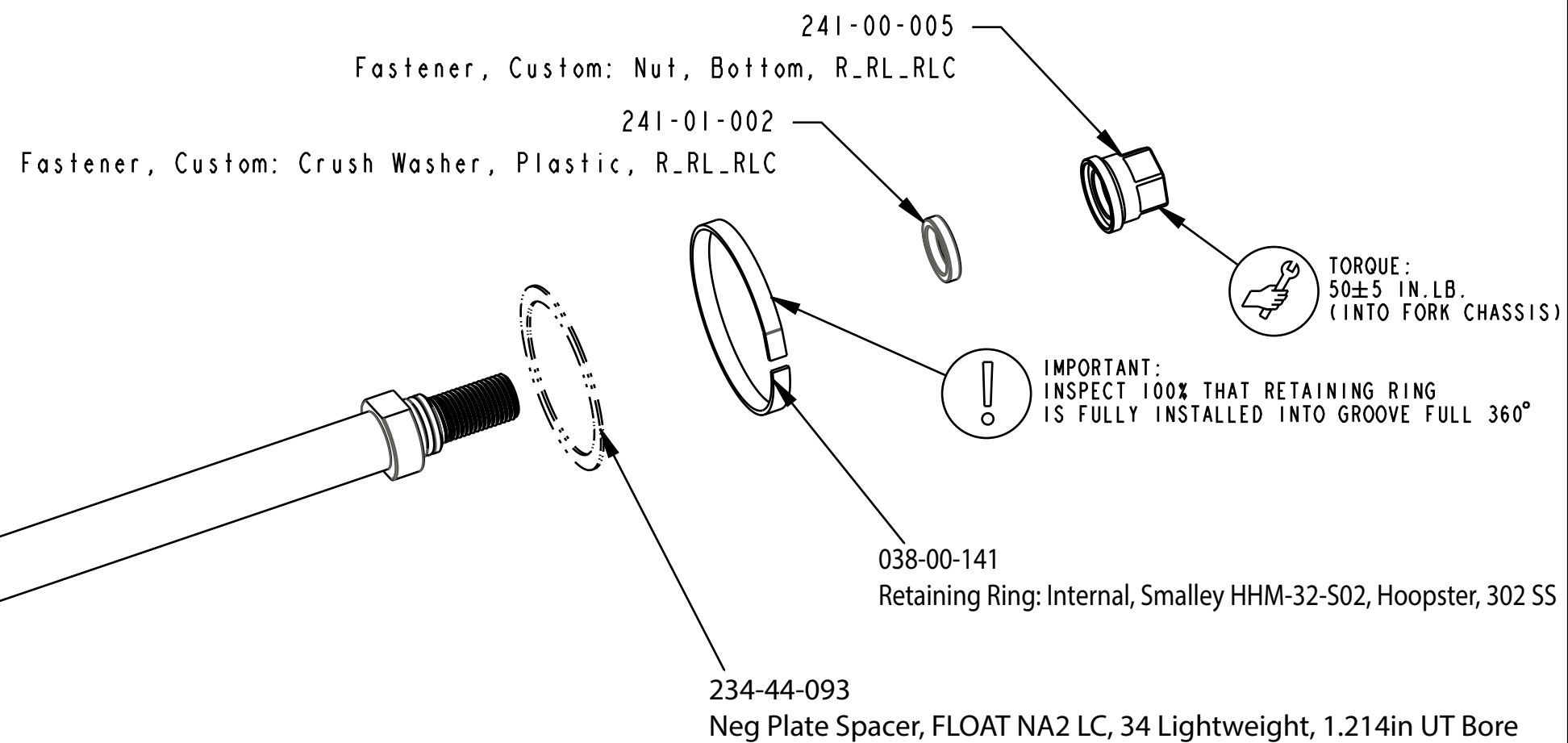
4

3

2

1

**AIR SHAFT ASSEMBLIES:**  
 820-02-541-KIT: Air Shaft Assy, 2019, 34 SC, 120mm, FLOAT LC NA 2, 1.214 Bore, AI NP  
 820-02-542-KIT: Air Shaft Assy, 2019, 34 SC, 110mm, FLOAT LC NA 2, 1.214 Bore, AI NP  
 820-02-543-KIT: Air Shaft Assy, 2019, 34 SC, 100mm, FLOAT LC NA 2, 1.214 Bore, AI NP



029-03-008  
 O-Ring (-008) [ .070 C.S. X .176 ID]

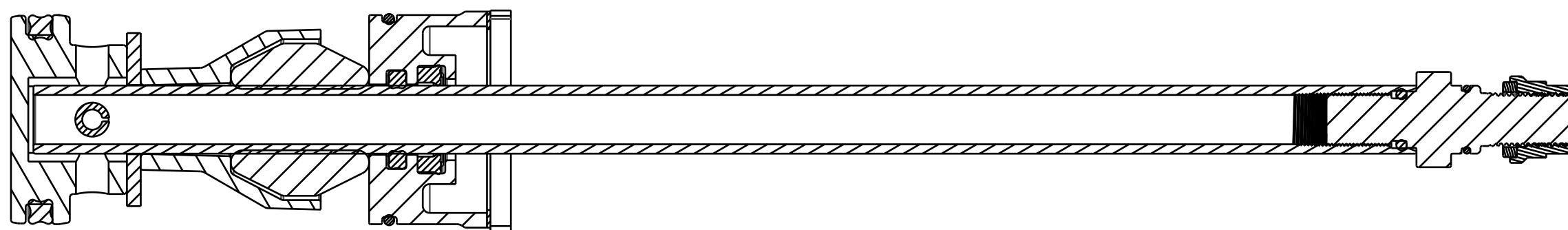
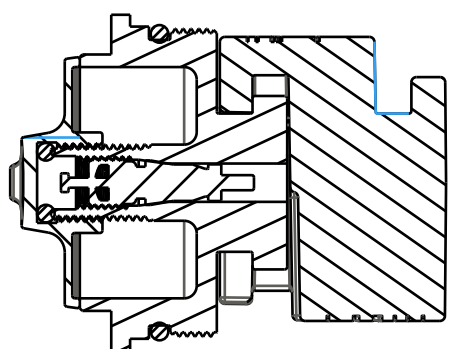
820-05-500-KIT  
 Topcap Assy, 2019, FLOAT LC NA 2, 34 SC, Black

APPLY GREASE AROUND PISTON, ON AIR SHAFT, BETWEEN BUMPER AND NEG PLATE, AND A THIN LAYER ON ENTIRE LENGTH OF PISTON BORE OF UPPER TUBE ID.

GREASE: THIN LAYER OF SLICK HONEY

234-04-953  
 Volume Spacer, FLOAT NA 2, 34, 1.214 Bore, Green  
 TORQUE: 220±5 IN.LB. (INTO FORK CHASSIS)

234-04-881  
 Air Cap, FLOAT NA 2, 32 & 34, Blue Ano



SECTION A-A

PROPRIETARY - THIS DOCUMENT CONTAINS CONFIDENTIAL, PROPRIETARY INFORMATION THAT IS FOX PROPERTY. DO NOT DISCLOSE TO OR DUPLICATE FOR OTHERS EXCEPT AS AUTHORIZED BY FOX.

		<b>FOX Factory, Inc.</b>	Ph 831-768-1100
		130 Hangar Way, Watsonville, CA 95076 USA	Fax 831-768-9312
<b>2019 34 SC FLOAT</b>			
<b>Air Spring Assemblies</b>			
SIZE	DWG. NO.		
<b>C</b>			
PLOT SCALE   .00:1		SHEET   OF	

4

3

2

1