

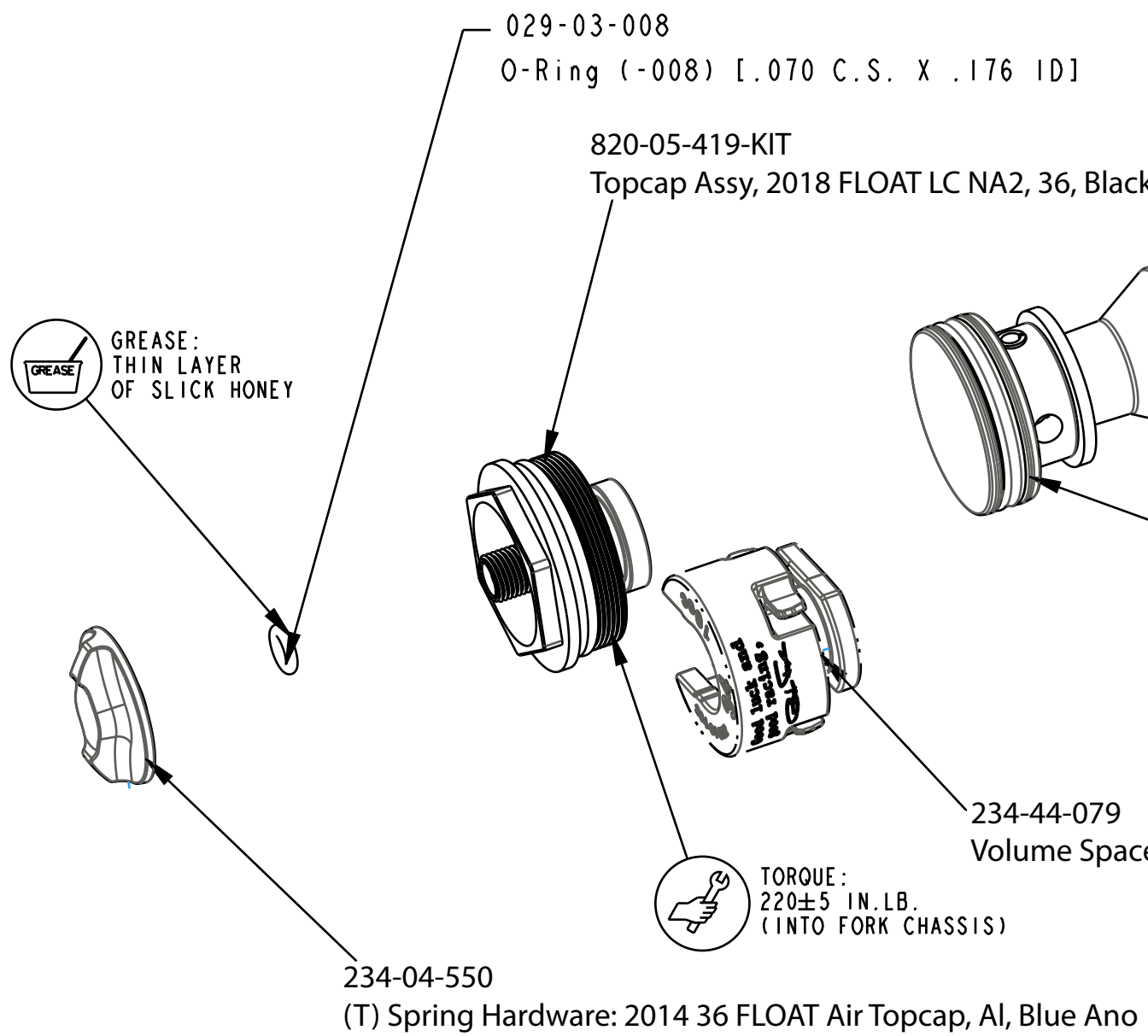
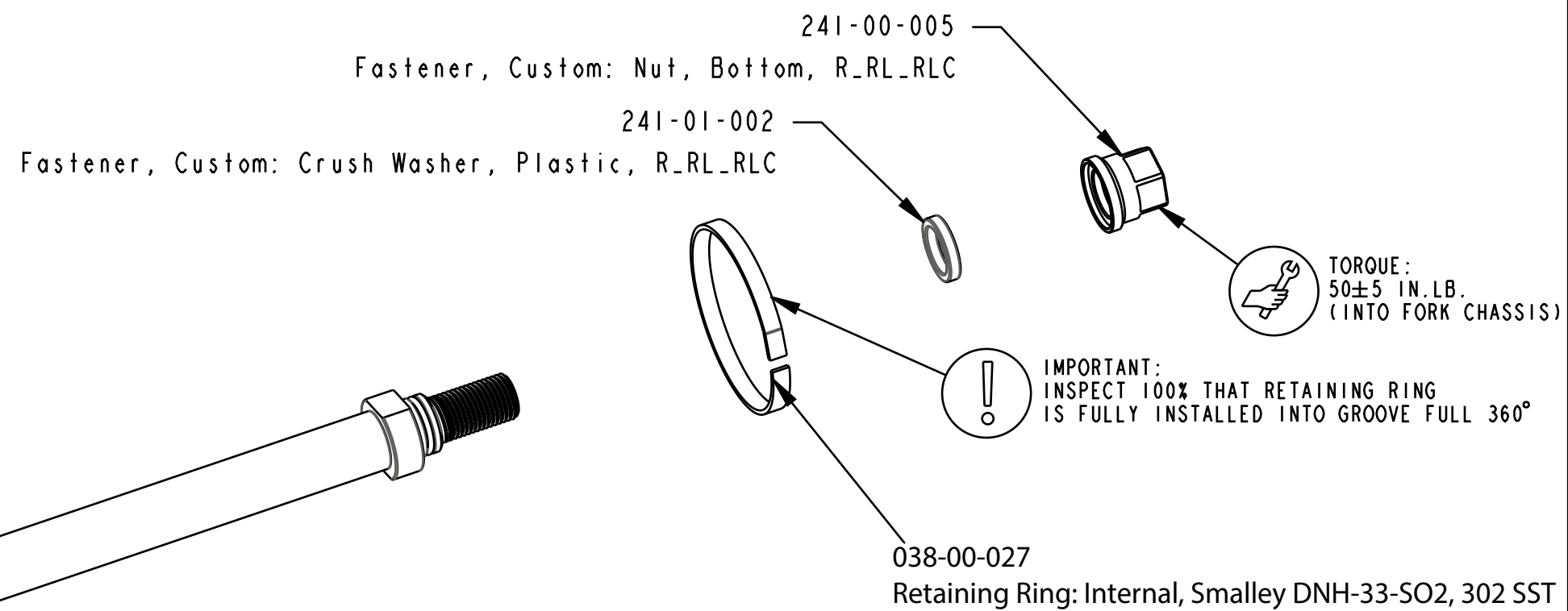
4

3


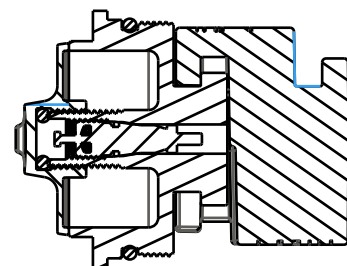
2

1

AIR SHAFT ASSEMBLIES:
 820-02-545-KIT: Air Shaft Assy, 2019, 36 Rhythm, 180mm, 1.275 Bore, No Spacer
 820-02-546-KIT: Air Shaft Assy, 2019, 36 Rhythm, 170mm, 1.275 Bore, No Spacer
 820-02-547-KIT: Air Shaft Assy, 2019, 36 Rhythm, 160mm, 1.275 Bore, No Spacer
 820-02-548-KIT: Air Shaft Assy, 2019, 36 Rhythm, 150mm, 1.275 Bore, No Spacer
 820-02-549-KIT: Air Shaft Assy, 2019, 36 Rhythm, 140mm, 1.275 Bore, No Spacer
 820-02-550-KIT: Air Shaft Assy, 2019, 36 Rhythm, 130mm, 1.275 Bore, No Spacer



APPLY GREASE AROUND PISTON, ON AIR SHAFT, BETWEEN BUMPER AND NEG PLATE, AND A THIN LAYER ON ENTIRE LENGTH OF PISTON BORE OF UPPER TUBE ID.



SECTION A-A

- PROPRIETARY -
 THIS DOCUMENT CONTAINS CONFIDENTIAL, PROPRIETARY INFORMATION
 THAT IS FOX PROPERTY. DO NOT DISCLOSE TO OR DUPLICATE
 FOR OTHERS EXCEPT AS AUTHORIZED BY FOX.

FOX Factory, Inc. Ph 831-768-1100
 130 Hangar Way, Watsonville, CA 95076 USA Fax 831-768-9312
 TITLE **2019 36 Rhythm FLOAT**
NA2 Air Spring Assemblies
 SIZE DWG. NO. **C**
 PLOT SCALE | .00:1 | SHEET 1 OF 1