




## **32MM Fork Installation (Replacement)**

**Tools required:** Safety glasses, star-fangled nut installation tool, star-fangled nut (included with fork accessory kit), crown race remover, crown race setter, cutting guide and hacksaw (or pipe cutter)

**01** Measure the length of the steerer on the old fork.



**03** Using a crown race remover, remove the crown race from the old fork.



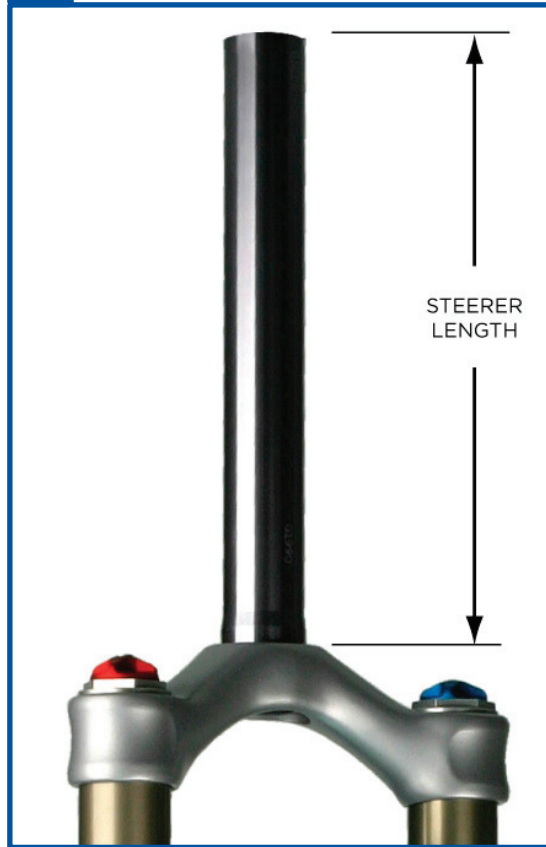
**04** Transfer the measurement from the old fork onto the steerer of your new FOX fork. Use a scribe or marker to mark the cut line. If you are adding spacers to your new setup, add the height of the spacer(s) to the new measurement before cutting.




**06** Instead of a cutting guide and hacksaw, a pipe cutter can be used to cut the steerer tube.




**02** The following diagram illustrates how to measure the steerer tube length.




**05** Align a cutting guide on the fork in line with the cut line, then secure the cutting guide in a vise. Using a hacksaw, cut the fork at the cut line.



**07** After cutting the steerer, deburr the edges of the newly cut steerer tube. Use proper procedures when grinding an aluminum steerer. Using the wrong wheel can result in serious injury! If you are not sure about the composition of your grinder wheel, use a round file or sandpaper instead.



**08** Install the crown race on your FOX fork using a crown race installer tool.



**09** Using a star-fangled nut installation tool, install the supplied star fangled nut. Do not



**10** Insert your fork into the headtube.



**11** Place the requisite headset parts, spacers and stem onto the steerer tube and tighten bolts to manufacturer's specification. Place the stem cap and stem cap bolt on the stem and torque to manufacturer's specification.



**12** Install your disc brakes in accordance with manufacturer's specifications. Or...



**13** ...if you have V-brakes, install them in accordance with manufacturer's specifications.



**14** For more detailed information on headset, crown race and star-fangled nut installation, go to [www.parktool.com](http://www.parktool.com).

